

Intermediate Ensemble Audition Package

It's all good!

The audition and group will be positive and inclusive. Relax and enjoy.

Aim

The intermediate ensemble will be a project-based ensemble. Once a repertoire selection has been made, members will be assembled for the group each term based on what is needed and who might be suitable. Do not expect to play in the ensemble every term. Everyone will audition every year.

Casual

This is a casual audition. Don't spend much time on it. It's just so I can gauge your general level at a glance. The ensemble will be mixed levels.

"How much should I practice this?"

Not much, this doesn't have to be your best playing. Somewhere between sight reading and practiced material is fine. There can be mistakes so just play through it and submit.

Recording or in-person

I'd prefer you submit a video recording but I will accept audio recordings or in-person auditions as well. Record and submit the audition material in one continuous take. You can just use your phone. Again, no pressure here, it's all very casual.

"What if I can't play something?"

Not a problem. I recommend just trying it anyway. Or you can just tell me that you skipped it and let me know why. Really, it's not a problem at all, I just want to hear *something*.

Tempo

Don't play beyond your ability. Relax. I'd rather hear you play well and clearly than fast and blurry.


Enjoy. I love teaching and hearing people play and want everyone to have a positive experience. If you have trouble with these examples this is a great opportunity to explore the content with a/your teacher.

Casual Audition

Intermediate Ensemble


C Major, Two Octaves, Starting on the 5th String

Play this scale as fast as you can play it well. The emphasis is on playing clear and well, not fast.




Open String Arpeggio Pattern Starting on p


Play as fast as you can play well. Aim for a clarity of each note as opposed to a blur of fast notes. Play all three patterns at the same tempo. Observe the accents and repeat.




Open String Arpeggio Pattern Starting on i



Open String Arpeggio Pattern Starting on m



Staccato then Legato



Open String Rhythm Exercises

Play with a metronome at any tempo.

Observe rests as muted silence.

No. 30



No.41



No.49 - Triplets Next to Eighth Notes



No.54

